

# ICFP 2022 Visa Letter PDF Process


## Step-by-Step Instructions

- 1) Go to the home page of the ICFP 2022 Dryfta platform - <https://icfp2022.dryfta.com/>




**The 6th International Conference on Family Planning**


- 2) If you aren't logged in to your account, log-in using the email address and password you used to set up your Dryfta account.



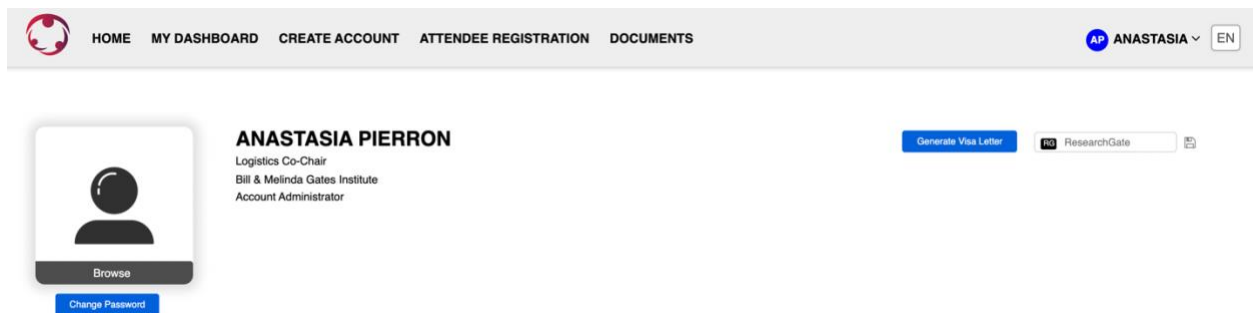
- 3) Once you have successfully logged in to your account, click on your name at the top right corner to reveal a drop-down menu.



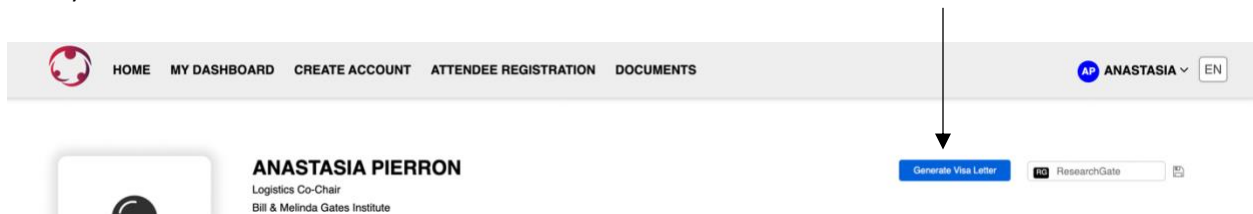
- 4) Select 'My Profile' from the drop-down menu.



- 5) You will be brought to your account profile.



- 6) Click on the blue 'Generate Visa Letter' button.



- 7) A pop-up window will open that contains your visa letter as a PDF file, which you have the option to download and/or print.



If you have any additional questions and/or issues, please contact the ICFP 2022 registration team at [registration@theicfp.org](mailto:registration@theicfp.org).

We look forward to welcoming you to ICFP 2022 in November!